

GE
Lighting

awaken



LED replacement lamps



ecomaginationSM



imagination at work

exceeding expectations

Why choose GE'S LED Lamps?

Innovation leadership

A GE scientist invented the first visible LED in 1962, pioneering a technology that is revolutionizing the lighting industry. That was our start and now we are dedicated to constantly improving LED performance. We continually invest in new products and the latest upgrades to make sure our best LED solutions are available.

Trust

We've been here. We'll be here. Built into each of GE's LED replacement lamps is 125 years of experience, reliability and innovation. Every performance claim we make is supported by stringent, comprehensive testing—ensuring that your lighting investment pays off today and in the future.

Long life

GE's LED replacement lamps are sturdy, dependable and long lasting. Depending on the lamp, you can expect up to 50,000 hours of rated life. That's 12 hours a day, every day of the year, for over a decade.

Short payback period

Decreased energy and maintenance costs, combined with utility rebates, deliver results that often exceed your expectations.





Family of solutions

Directional. Omni-directional. Decorative. Dimming. Tight optical control. Accent. Task. Display. Indoor. Outdoor. You name it. We've got it in LED.



LED replacement lamps

Decorative Lamps

Bulb Shape	Base Type	Watts	Order Code	Description	Volts	Case Qty**	MOL (in)	Lumens Initial	CBCP	Initial Color Temp	CRI	Wattage Replacement	*Rated Life L70 (Hrs)	Dimmable	ENERGY STAR® Status	#Location Rating	Additional Information		
Candles																			
	CA11	MED	3.5	68168	LED3DCAM-C/TP	120	3	4.2	170		2700	80	25W	15,000	Yes	★	Damp	Clear, Bent tip	
			4	68167	LED4DCAM-F/TP	120	3	4.2	270		2700	82	25W	15,000	Yes	★	Damp	Frost, Bent tip	
			23707	LED4DCAM-C/5K/TP	120	3	4.2	350		5000	80	40W	15,000	Yes	★	Damp	Clear, Bent tip		
		4.5	21250	LED4DCAM-C3/827	120	6	4.2	300		2700	80	40W	15,000	Yes	★	Damp	Clear, Bent tip		
			75554	LED4DCAMCF/824	120	6	4.2	250		2400	80	25W	15,000	Yes	★	Damp	Clear, Bent tip		
			23706	LED4.5DCAM-F5KTP	120	3	4.2	350		5000	80	40W	15,000	Yes	★	Damp	Frost, Bent tip		
	CAND	3.5	68166	LED3DCAC-C/TP	120	3	4.3	170		2700	80	25W	15,000	Yes	★	Damp	Clear, Bent tip		
			4	68165	LED4DCAC-F/TP	120	3	4.3	270		2700	82	25W	15,000	Yes	★	Damp	Frost, Bent tip	
			65654	LED4DCAC-C/827	120	3	4.2	300		2700	80	40W	15,000	Yes	★	Damp	Clear, Bent tip		
			23691	LED4DCAC-C/5K/TP	120	3	4.2	350		5000	80	40W	15,000	Yes	★	Damp	Frost, Bent tip		
			21231	LED4DCAC-C3/827	120	6	4.3	300		2700	80	40W	15,000	Yes	★	Damp	Clear, Bent tip		
		4.5	75553	LED4DCACCF/824	120	6	4.3	250		2400	80	25W	15,000	Yes	★	Damp	Clear, Bent tip		
			89948	LED4.5DCAC-F/TP	120	3	4.2	300		2700	80	40W	15,000	Yes	★	Damp	Frost, Bent tip		
			22239	LED4.5DCAC-F5KTP	120	3	4.2	350		5000	80	40W	15,000	Yes	★	Damp	Frost, Bent tip		
			7	21233	LED7DCAC-C3/827	120	6	4.8	500		2700	80	60W	15,000	Yes	★	Damp	Clear, Bent tip	
			Globes																
	G16.5	CAND	4.5	68169	LED4DG16C-W/TP	120	3	3.0	270		2700	82	25W	15,000	Yes	★	Damp	White	
			68170	LED4DG16C-C/TP	120	3	3.0	270		2700	82	25W	15,000	Yes	★	Damp	Clear		
			5	89952	LED5DG16C-W/TP	120	3	3.0	350		2700	80	40W	15,000	Yes	★	Damp	White	
	G25	MED	4.5	68171	LED4DG25M-W/TP	120	3	4.3	280		2700	82	25W	15,000	Yes	★	Damp	White	
				68172	LED4DG25M-C/TP	120	3	4.3	280		2700	82	25W	15,000	Yes	★	Damp	Clear	
				5	64678	LED5DG25M-W/827	120	6	4.3	350		2700	80	40W	15,000	Yes	★	Damp	White
				21253	LED5DG25-W3/827	120	6	4.3	350		2700	80	40W	15,000	Yes	★	Damp	White	
				7	21255	LED7DG25-W3/827	120	6	4.3	500		2700	80	60W	15,000	Yes	★	Damp	White

Updated / New Product

Information provided is subject to change without notice. Please verify all details with GE. All values are design or typical values when measured under laboratory conditions, and GE makes no warranty or guarantee, expressed or implied, that such performance will be obtained under end-use conditions.

* The life rating is based on the hours of operation the lamp will provide before reaching 70% of its original rating (L70)

** Minimum order quantity = 6

★ ENERGY STAR® status: ENERGY STAR® certified. Lamps without a ★ are not ENERGY STAR® certified.

UL 1993 Environmental Requirements for LED LAMPS

Location, damp - Exterior or interior location that is normally or periodically subject to condensation of moisture in, on, or adjacent to, electrical equipment, and includes partially protected locations.

Location, dry - Location not normally subject to dampness, may include a location subject to temporary dampness, i.e., building under construction, provided ventilation is adequate to prevent an accumulation of moisture.








Location, wet - Location in which water or other liquid can drip, splash, or flow on or against electrical equipment.

Notes: 1) Product descriptions ending in /TP* indicate a carded blister or clamshell package nested in a tray for shelf display. Cards also designed for hook display.
2) LED A19 Locking device works on PC: 85791, 85792, 89898, 62182, 89899 and 89900


Get more information at
GELighting.com/ThinkLED

LED replacement lamps

A-Line Lamps

Bulb Shape	Base Type	Watts	Order Code	Description	Volts	Case Qty**	MOL (In)	Lumens Initial	CBCP	Initial Color Temp	CRI	Wattage Replacement	*Rated Life L70 (Hrs)	Dimmable	ENERGY STAR® Status	#Location Rating	Additional Information	
A-15																		
	MED	4	34038	LED4DA15-W3/827	120	6	3.5	300		2700	80	40W	15,000	Yes		Damp	White	
			34051	LED4DA15-C3/827	120	6	3.5	300		2700	80	40W	15,000	Yes		Damp	Clear	
	MED	4.5	14644	LED4.5DA15-C/827	120	6	3.5	300		2700	80	40W	15,000	Yes		Damp	Clear	
			23708	LED4.5DA15-W5KTP	120	3	3.5	350		5000	80	40W	15,000	Yes		Damp	White	
			23724	LED4.5DA15-C5KTP	120	3	3.5	350		5000	80	40W	15,000	Yes		Damp	Clear	
A-19																		
	MED	7	14063	LED7DAV3/827W	120	6	4.6	470		2700	80	40W	25,000	Yes		Damp	White, Semi-Omni	
			95928	LED7DAV3/5K	120	6	4.6	500		5000	80	40W	25,000	Yes		Damp	White, Semi-Omni	
			11332	LED7DA19/827	120	6	4.4	450		2700	80	40W	25,000	Yes	★	Damp	White, Omnidirectional	
			71208	LED7DA19/830	120	6	4.4	450		3000	80	40W	25,000	Yes	★	Damp	White, Omnidirectional	
			34238	LED7DA19/824	120	6	4.44	450		2400	80	40W	25000	Yes		Damp	White	
	10.5	13791	LED11DAV3/827W	120	6	4.6	800		2700	80	60W	15,000	Yes		Damp	White, Semi-Omni		
			95927	LED11DAV3/5K	120	6	4.4	850		5000	80	60W	15,000	Yes		Damp	White, Semi-Omni	
			11328	LED11DA19/827	120	6	4.4	800		2700	80	60W	25,000	Yes	★	Damp	White, Omnidirectional	
			71209	LED11DA19/830	120	6	4.4	800		3000	80	60W	25,000	Yes	★	Damp	White, Omnidirectional	
			29268	LED11DA19/824	120	6	4.44	800		2400	80	60W	25,000	-		Damp	White, Omnidirectional	
			74357	LED11DA19827GU24	120	6	5.43	800		2700	80	60W	25,000	-	★	Damp	White, Omnidirectional	
			A-Line reveal®															
	MED	7	63178	LED7DA19RVLESTP	120	3	4.43	450		2700	84	40W	25,000	Yes		Damp	White, Omnidirectional	
			11	63180	LED11DA19RVLESTP	120	3	4.43	800		2700	84	60W	25,000	Yes		Damp	White, Omnidirectional
			14	92284	LED14DA21RVL/TP	120	3	5.28	1100		2700	85	75W	25,000	Yes		Damp	White, Omnidirectional
A-21																		
	MED	12	73384	LED12A21/830FE	120	6	5.31	1100		3000	80	75W	25,000	Yes		Damp	White, Enclosed, Omni	
			73404	LED12DA21/850FE	120	6	5.31	1100		5000	80	75W	25,000	Yes		Damp	White, Enclosed, Omni	
			13	12422	LED13DA212/827	120	6	5.28	1100		2700	80	75W	25,000	Yes	★	Damp	White, Omnidirectional
			14	94936	LED14DA21/827W	120	6	5.3	1100		2700	80	75W	15,000	Yes		Damp	White, Semi-Omni
			16	12349	LED16DA212/827	120	6	5.28	1600		2700	80	100W	25,000	Yes	★	Damp	White, Omnidirectional
	GU24	16	12399	LED16DA212/830	120	6	5.3	1600		3000	80	100W	25,000	Yes	★	Damp	White, Omnidirectional	
			92498	LED16DA21827GU24	120	6	5.43	1600		2700	80	100W	25,000	Yes	★	Damp	White	
			73376	LED16A30/100/827	120	6	5.31	400/1600/1050		2700	80	30/70/100	25,000	-	★	Damp	3-Way	
			92118	LED16A30/100/5KB	120	3	5.31	400/1600/1050		5000	80	30/70/100	25,000	-	★		White, 3-Way	
			17	16113	LED17DA21/827	120	6	5.3	1600		2700	78	100W	15,000	Yes		Damp	White, Semi-Omni
			22	73378	LED22A50/150/827	150	6	5.31	700/2155/1600		2700	80	50/100/150	25,000	-		Damp	3-Way
			92120	LED22A50/150/5KB	120	3	5.31	700/2155/1600		5000	80	50/100/150	25,000	-			White, 3-Way	

LED Bright Stik™

Bulb Shape	Base Type	Watts	Order Code	Description	Volts	Case Qty**	MOL (In)	Lumens Initial	CBCP	Initial Color Temp	CRI	Wattage Replacement	*Rated Life L70 (Hrs)	Dimmable	ENERGY STAR® Status	#Location Rating	Additional Information	
LED Bright Stik™																		
	MED	10	28089	LED10LS3/828	120	48	4.45	760		2840	80	60W	15,000	-		Indoor	Case = 16 3-packs	
			32273	LED10LS3/850	120	48	4.45	760		5000	80	60W	15,000	-		Indoor	Case = 16 3-packs	
	MED	16	35523	LED16LS2/828	120	32	5.31	1520		2850	88	100W	15,000	-		Indoor		
			35524	LED16LS2/5K	120	32	5.31	1520		2850	88	100W	15,000	-		Indoor		

Updated / New Product

Information provided is subject to change without notice. Please verify all details with GE. All values are design or typical values when measured under laboratory conditions, and GE makes no warranty or guarantee, expressed or implied, that such performance will be obtained under end-use conditions.

* The life rating is based on the hours of operation the lamp will provide before reaching 70% of its original rating (L70)

** Minimum order quantity = 6

★ ENERGY STAR® status: ENERGY STAR® certified. Lamps without a ★ are not ENERGY STAR® certified.

UL 1993 Environmental Requirements for LED LAMPS

Location, damp - Exterior or interior location that is normally or periodically subject to condensation of moisture in, on, or adjacent to, electrical equipment, and includes partially protected locations.

Location, dry - Location not normally subject to dampness, may include a location subject to temporary dampness, i.e., building under construction, provided ventilation is adequate to prevent an accumulation of moisture.


Location, wet - Location in which water or other liquid can drip, splash, or flow on or against electrical equipment.

Notes: 1) Product descriptions ending in "/TP" indicate a carded blister or clamshell package nested in a tray for shelf display. Cards also designed for hook display. 2) LED A19 Locking device works on PC: 85791, 85792, 89898, 62182, 89899 and 89900



Get more information at
GELighting.com/ThinkLED

LED replacement lamps



Directional Lamps (PAR16 - PAR20)

Bulb Shape	Base Type	Watts	Order Code	Description	Volts	Case Qty**	MOL (In)	Lumens Initial	CBCP	Initial Color Temp	CRI	Wattage Replacement	*Rated Life L70 (Hrs)	Dimmable	ENERGY STAR® Status	#Location Rating	Additional Information	
Compact PAR16																		
	MED	4	26383	LED4D/P16/NFLTP	120	3	2.8	250	720	3000	80	40W	25,000	Yes	★	Dry	Accent, 35° beam, White	
		6	26384	LED6D/P16/NFLTP	120	3	2.8	380	1100	3000	80	60W	25,000	Yes	★	Dry	Accent, 35° beam, White	
Compact PAR20																		
	MED	7	93327	LED7DP203B830/20	120	6	3.5	520	3600	3000	80	50W	25,000	Yes	★	Damp	Accent, 20° beam Black	
		7	93347	LED7DP203W830/20	120	6	3.5	520	3600	3000	80	50W	25,000	Yes	★	Damp	Accent, 20° beam White	
		7	93348	LED7DP203W830/35	120	6	3.5	520	1200	3000	80	50W	25,000	Yes	★	Damp	Accent, 35° beam White	
		7	93349	LED7DP203B827/20	120	6	3.5	500	3600	2700	80	50W	25,000	Yes	★	Damp	Accent, 20° beam Black	
		7	93354	LED7DP203B827/35	120	6	3.5	500	1150	2700	80	50W	25,000	Yes	★	Damp	Accent, 35° beam Black	
		7	93360	LED7DP203W827/20	120	6	3.5	500	3600	2700	80	50W	25,000	Yes	★	Damp	Accent, 20° beam White	
		7	93362	LED7DP203W827/35	120	6	3.5	500	1150	2700	80	50W	25,000	Yes	★	Damp	Accent, 35° beam White	

Directional Lamps (PAR30 - Low Glare - Visual Comfort Lens™)

Bulb Shape	Base Type	Watts	Order Code	Description	Volts	Case Qty**	MOL (In)	Lumens Initial	CBCP	Initial Color Temp	CRI	Wattage Replacement	*Rated Life L70 (Hrs)	Dimmable	ENERGY STAR® Status	#Location Rating	Additional Information	
Compact PAR30 - Low Glare - Visual Comfort Lens™																		
	MED	12	84379	LED12DP30RW93025	120	6	3.74	900	3900	3000	90	75W	25,000	Yes	★	Damp	Narrow Flood, 25° beam, White	
		12	84380	LED12DP30RW93040	120	6	3.74	900	1800	3000	90	75W	25,000	Yes	★	Damp	Flood, 40° beam, White	
		12	84392	LED12DP30RW92725	120	6	3.74	850	3500	2700	90	75W	25,000	Yes	★	Damp	Narrow Flood, 25° beam, White	
		12	84395	LED12DP30RW92740	120	6	3.74	850	1700	2700	90	75W	25,000	Yes	★	Damp	Flood, 40° beam, White	
		12	84384	LED12DP30RW83025	120	6	3.74	1050	4800	3000	80	75W	25,000	Yes	★	Damp	Narrow Flood, 25° beam, White	
		12	42131	LED12DP30RW83040	120	6	3.74	1050	2400	3000	80	75W	25,000	Yes	★	Damp	Flood, 40° beam, White	
		12	42133	LED12DP30RW82725	120	6	3.74	1000	4700	2700	80	75W	25,000	Yes	★	Damp	Narrow Flood, 25° beam, White	
		12	42134	LED12DP30RW82740	120	6	3.74	1000	2200	2700	80	75W	25,000	Yes	★	Damp	Flood, 40° beam, White	
		12	73583	LED12DP30RB82740	120	6	3.74	1000	2200	2700	80	75W	25,000	Yes	★	Damp	Flood, 40° beam, Black	
Compact PAR30 - Long Neck - Low Glare - Visual Comfort Lens™																		
	MED	12	84399	LED12DP3LRW93025	120	6	4.72	900	3900	3000	90	75W	25,000	Yes	★	Dry	Narrow Flood, 25° beam, White	
		12	84400	LED12DP3LRW93040	120	6	4.72	900	1800	3000	90	75W	25,000	Yes	★	Dry	Flood, 40° beam, White	
		12	84407	LED12DP3LRW92740	120	6	4.72	850	1700	2700	90	75W	25,000	Yes	★	Dry	Flood, 40° beam, White	
		12	42136	LED12DP3LRW83025	120	6	4.72	1050	4800	3000	80	75W	25,000	Yes	★	Dry	Narrow Flood, 25° beam, White	
		12	42137	LED12DP3LRW83040	120	6	4.72	1050	2400	3000	80	75W	25,000	Yes	★	Dry	Flood, 40° beam, White	
		12	42144	LED12DP3LRW82740	120	6	4.72	1000	2200	2700	80	75W	25,000	Yes	★	Dry	Flood, 40° beam, White	
		12	20151	LED17DP30LW93025	120	6	4.8	1100	4600	3000	90	75W	25,000	Yes	★	Damp	Spot, 25° beam, White	

Directional Lamps (PAR30 - STIR)

Bulb Shape	Base Type	Watts	Order Code	Description	Volts	Case Qty**	MOL (In)	Lumens Initial	CBCP	Initial Color Temp	CRI	Wattage Replacement	*Rated Life L70 (Hrs)	Dimmable	ENERGY STAR® Status	#Location Rating	Additional Information	
Compact PAR30																		
	MED	12	98755	LED12DP303W83035	120	6	3.66	950	2600	3000	80	75W	25,000	Yes	★	Damp	Flood, 35° beam, White, STIR	
Compact PAR30 Long Neck																		
	MED	12	98811	LED12DP3L3W83035	120	6	4.61	950	2600	3000	80	75W	25,000	Yes	★	Damp	Accent, 35° beam, White, STIR	

Updated / New Product

Information provided is subject to change without notice. Please verify all details with GE. All values are design or typical values when measured under laboratory conditions, and GE makes no warranty or guarantee, expressed or implied, that such performance will be obtained under end-use conditions.

* The life rating is based on the hours of operation the lamp will provide before reaching 70% of its original rating (L70)

** Minimum order quantity = 6

★ ENERGY STAR® status: ENERGY STAR® certified. Lamps without a "★" are not ENERGY STAR® certified.

UL 1993 Environmental Requirements for LED LAMPS

Location, damp - Exterior or interior location that is normally or periodically subject to condensation of moisture in, on, or adjacent to, electrical equipment, and includes partially protected locations.

Location, dry - Location not normally subject to dampness, may include a location subject to temporary dampness, i.e., building under construction, provided ventilation is adequate to prevent an accumulation of moisture.

Location, wet - Location in which water or other liquid can drip, splash, or flow on or against electrical equipment.

Notes: 1) Product descriptions ending in "TP" indicate a carded blister or clamshell package nested in a tray for shelf display. Cards also designed for hook display. 2) LED A19 Locking device works on PC: 85791, 85792, 89898, 62182, 89899 and 89900


Get more information at
GELighting.com/ThinkLED

LED replacement lamps


Directional Lamps (PAR38 - STIR)

Bulb Shape	Base Type	Watts	Order Code	Description	Volts	Case Qty**	MOL (In)	Lumens Initial	CBCP	Initial Color Temp	CRI	Wattage Replacement	*Rated Life L70 (Hrs)	Dimmable	ENERGY STAR® Status	#Location Rating	Additional Information	
Single Optics 15W PAR38																		
PAR38	MED	15	32213	LED15DP38W830/40	120	6	5.04	1300	2300	3000	81	90W	25,000	Yes	★	Wet	Flood, 40° beam, White, STIR	

Directional Lamps (PAR38 - Low Glare - Visual Comfort Lens™)

Bulb Shape	Base Type	Watts	Order Code	Description	Volts	Case Qty**	MOL (In)	Lumens Initial	CBCP	Initial Color Temp	CRI	Wattage Replacement	*Rated Life L70 (Hrs)	Dimmable	ENERGY STAR® Status	#Location Rating	Additional Information	
PAR38 - Low Glare - Visual Comfort Lens™																		
	PAR38	MED	12	63323	LED12DP38W827/25	120	6	5.3	960	4600	2700	80	90W	25,000	Yes		Dry	Narrow Flood, 25° beam, White
				63334	LED12DP38W927/25	120	6	5.3	820	3900	2700	91	90W	25,000	Yes		Dry	Narrow Flood, 25° beam, White
				92971	LED12D38W3827/40	120	6	5.31	1050	2300	2700	81	100W	25,000	Yes	★	Damp	Flood, 40° beam, White
				92972	LED12D38W3830/25	120	6	5.31	1050	5500	3000	81	100W	25,000	Yes	★	Damp	Narrow Flood, 25° beam, White
			18	92923	LED18D38W3927/25	120	6	5.31	1250	4900	2700	92	100W	25,000	Yes	★	Damp	Narrow Flood, 25° beam, White
				92933	LED18D38W3930/25	120	6	5.31	1350	5200	3000	92	100W	25,000	Yes	★	Damp	Narrow Flood, 25° beam, White
				92927	LED18D38W3930/15	120	6	5.32	1350	15000	3000	92	75W	25,000	Yes	★	Dry	Spot, 15° beam, White
				92934	LED18D38W3930/40	120	6	5.12	1350	3200	3000	92	120W	25,000	Yes	★	Damp	Flood, 40° beam, White
				92950	LED18D38OW382725	120	6	5.12	1550	5800	2700	81	120W	25,000	Yes	★	Wet	Narrow Flood, 25° beam, White
				92958	LED18D38OW382740	120	6	5.12	1550	3800	2700	81	120W	25,000	Yes	★	Wet	Flood, 40° beam, White
				92961	LED18D38W3830/15	120	6	5.12	1750	20000	3000	81	150W	25,000	Yes	★	Dry	Spot, 15° beam, White
				92963	LED18D38OW383025	120	6	5.12	1550	6000	3000	81	120W	25,000	Yes	★	Wet	Narrow Flood, 25° beam, White
				92967	LED18D38OW383040	120	6	5.12	1550	4000	3000	81	150W	25,000	Yes	★	Wet	Flood, 40° beam, White
				92926	LED18D38W3927/40	120	6	5.12	1250	2900	2700	92	120W	25,000	Yes	★	Damp	Flood, 40° beam, White
				93172	LED18D38OW384040	120	6	5.31	1700	4400	4000	81	150W	25,000	Yes	★	Wet	Flood, 40° beam, White
				65730	LED18D38OW385025	120	6	5.31	1700	6500	5000	81	120W	25,000	Yes	★	Wet	Narrow Flood, 25° beam, White
				65731	LED18D38OW385040	120	6	5.31	1700	4400	5000	81	150W	25,000	Yes	★	Wet	Flood, 40° beam, White

Directional Lamps (Commercial PAR38)

Bulb Shape	Base Type	Watts	Order Code	Description	Volts	Case Qty**	MOL (In)	Lumens Initial	CBCP	Initial Color Temp	CRI	Wattage Replacement	*Rated Life L70 (Hrs)	Dimmable	ENERGY STAR® Status	#Location Rating	Additional Information	
Commercial PAR38 (Indoor/Outdoor)																		
	PAR38	MED	12	90132	LED12DP382W82725	120	6	5.1	850	4000	2700	84	85W	25,000	Yes	★	Wet	Narrow Flood, 25° beam, White
			26	68183	LED26DP38S830/12	120	6	5.3	1500	24000	3000	82	130W	25,000	Yes	★	Wet	Spot, 12° beam, Silver
				68184	LED26DP38S830/25	120	6	5.3	1500	6800	3000	82	130W	25,000	Yes	★	Wet	Narrow Flood, 25° beam, Silver
				68185	LED26DP38S830/40	120	6	5.3	1500	3100	3000	82	120W	25,000	Yes	★	Wet	Flood, 40° beam, Silver
				68182	LED26DP38S840/40	120	6	5.3	1650	3200	4000	82	120W	25,000	Yes	★	Wet	Flood, 40° beam, Silver
				33647	LED26DP38S835/12	120	6	5.3	1900	31000	3500	82	160W	25,000	Yes	★	Wet	Spot, 12° beam, Silver
				70591	LED26DP38S835/40	120	6	5.3	1900	4000	3500	82	160W	25,000	Yes	★	Wet	Flood, 40° beam, Silver
			28	15139	LED28P38S830/15	120	6	5.3	2400	20000	2500	81	150W	25,000	-	★	Dry	Spot, 15° beam, Silver, Non-Dimming
				25844	LED28P38S830/25	120	6	5.31	2400	11,000	3000	81	150W	25,000	-	★	Dry	Narrow Flood, 25° beam, Silver, Non-Dimming
				25953	LED28P38S830/40	120	6	5.31	2400	5,600	3000	81	150W	25,000	-	★	Dry	Flood, 40° beam, Silver, Non-Dimming

Updated / New Product

Information provided is subject to change without notice. Please verify all details with GE. All values are design or typical values when measured under laboratory conditions, and GE makes no warranty or guarantee, expressed or implied, that such performance will be obtained under end-use conditions.

* The life rating is based on the hours of operation the lamp will provide before reaching 70% of its original rating (L70)

** Minimum order quantity = 6

★ ENERGY STAR® status: ENERGY STAR® certified. Lamps without a "★" are not ENERGY STAR® certified.

UL 1993 Environmental Requirements for LED LAMPS

Location, damp - Exterior or interior location that is normally or periodically subject to condensation of moisture in, on, or adjacent to, electrical equipment, and includes partially protected locations.

Location, dry - Location not normally subject to dampness, may include a location subject to temporary dampness, i.e., building under construction, provided ventilation is adequate to prevent an accumulation of moisture.

Location, wet - Location in which water or other liquid can drip, splash, or flow on or against electrical equipment.

Notes: 1) Product descriptions ending in "/TP" indicate a carded blister or clamshell package nested in a tray for shelf display. Cards also designed for hook display. 2) LED A19 Locking device works on PC: 85791, 85792, 89898, 62182, 89899 and 89900

Get more information at
GELighting.com/ThinkLED

LED replacement lamps

LED HID

Bulb Shape	Base Type	Watts	Order Code	Description	Volts	Case Qty**	MOL (In)	Lumens Initial	CBCP	Initial Color Temp	CRI	Wattage Replacement	*Rated Life L70 (Hrs)	Dimmable	ENERGY STAR® Status	#Location Rating	Additional Information
400 Watt Metal Halide Replacement Lamp																	
ED37	EX39	165	21259	LED165/M400/740		3	11.42	20,000		4000	73	400	50,000	-		Dry	Open Rated, CWA, ANSI - M59, M135, M155



Plug-In

Bulb Shape	Base Type	Watts	Order Code	Description	Volts	Case Qty**	MOL (In)	Lumens Initial	CBCP	Initial Color Temp	CRI	Wattage Replacement	*Rated Life L70 (Hrs)	Dimmable	#Location Rating	Additional Information	
Vertical																	
	G24q/GX24	12	96801	LED12G24Q-V/827	#	6	5.31	950		2700	80		50000	-	Damp	Requires Electronic Ballast, White	
			96775	LED12G24Q-V/830	#	6	5.31	950		3000	80		50000	-	Damp	Requires Electronic Ballast, White	
			96689	LED12G24Q-V/835	#	6	5.31	1000		3500	80		50000	-	Damp	Requires Electronic Ballast, White	
			96771	LED12G24Q-V/840	#	6	5.31	1000		4000	80		50000	-	Damp	Requires Electronic Ballast, White	
Horizontal																	
	G24q/GX24	12	96799	LED12G24Q-H/827	#	6	5.31	950		2700	80		50000	-	Damp	Requires Electronic Ballast, White	
			96798	LED12G24Q-H/830	#	6	5.31	950		3000	80		50000	-	Damp	Requires Electronic Ballast, White	
			96761	LED12G24Q-H/835	#	6	5.31	1000		3500	80		50000	-	Damp	Requires Electronic Ballast, White	
			96769	LED12G24Q-H/840	#	6	5.31	1000		4000	80		50000	-	Damp	Requires Electronic Ballast, White	

- Check compatibility at GELighting.com/LED4pin-compatibility

High Lumen Biax

Bulb Shape	Base Type	Watts	Order Code	Description	Volts	Case Qty**	MOL (In)	Lumens Initial	CBCP	Initial Color Temp	CRI	Wattage Replacement	*Rated Life L70 (Hrs)	Dimmable	#Location Rating	Additional Information	
High Lumen Biax (HLBX)																	
HLBX	2G11	17	39073	LED172G11/830/10	#	10		2100		3000	80		40000	-	Damp	Requires Electronic Ballast, White	
			39074	LED172G11/835/10	#	10		2100		3500	80		40000	-	Damp	Requires Electronic Ballast, White	
			39075	LED172G11/840/10	#	10		2150		4000	80		40000	-	Damp	Requires Electronic Ballast, White	
			39076	LED172G11/850/10	#	10		2150		5000	80		40000	-	Damp	Requires Electronic Ballast, White	

RS Cans

Bulb Shape	Base Type	Watts	Order Code	Description	Volts	Case Qty**	MOL (In)	Lumens Initial	CBCP	Initial Color Temp	CRI	Wattage Replacement	*Rated Life L70 (Hrs)	Dimmable	ENERGY STAR® Status	#Location Rating	Additional Information	
RS Cans																		
	E26	10	95853	LED10RS4/827E26P	120	12	5.88	700		2700	80	65W	50,000	Yes	★	Damp	4" Can, Pigtail Attachment	
			95854	LED10RS4/830E26P	120	12	5.88	700		3000	80	65W	50,000	Yes	★	Damp	4" Can, Pigtail Attachment	
	GU24	6	95855	LED10RS4/827GUP	120	12	5.88	700		2700	80	65W	50,000	Yes	★	Damp	4" Can, Pigtail Attachment	
			95856	LED10RS4/830GUP	120	12	5.88	700		3000	80	65W	50,000	Yes	★	Damp	4" Can, Pigtail Attachment	
	E26	12	85153	LED10RS6/827E26P	120	12	7.5	700		2700	80	65W	50,000	Yes	★	Damp	6" Can, Pigtail Attachment	
			85160	LED10RS6/830E26P	120	12	7.5	700		3000	80	65W	50,000	Yes	★	Damp	6" Can, Pigtail Attachment	
				30367	LED10RS6/840E26P	120	12	7.5	700		4000	80	65W	50,000	Yes	★	Damp	6" Can, Pigtail Attachment
				35365	LED10RS4/840E26P	120	12	7.5	700		4000	80	65W	50,000	Yes	★	Damp	6" Can, Pigtail Attachment
	GU24	12	95851	LED10RS6/827GUP	120	12	7.5	700		2700	80	65W	50,000	Yes	★	Damp	6" Can, Pigtail Attachment	
			95852	LED10RS6/830GUP	120	12	7.5	700		3000	80	65W	50,000	Yes	★	Damp	6" Can, Pigtail Attachment	
	E26	13	70120	LED13RS6/827E26P	120	12	7.5	1000		2700	80	90W	50,000	Yes	★	Damp	6" Can, Pigtail Attachment	
			70122	LED13RS6/830E26P	120	12	7.5	1000		3000	80	90W	50,000	Yes	★	Damp	6" Can, Pigtail Attachment	
	GU24	12	70124	LED13RS6/827GUP	120	12	7.5	1000		2700	80	90W	50,000	Yes	★	Damp	6" Can, Pigtail Attachment	
			70127	LED13RS6/830GUP	120	12	7.5	1000		3000	80	90W	50,000	Yes	★	Damp	6" Can, Pigtail Attachment	

Updated / New Product

Information provided is subject to change without notice. Please verify all details with GE. All values are design or typical values when measured under laboratory conditions, and GE makes no warranty or guarantee, expressed or implied, that such performance will be obtained under end-use conditions.

* The life rating is based on the hours of operation the lamp will provide before reaching 70% of its original rating (L70)

** Minimum order quantity = 6

★ ENERGY STAR® status: ENERGY STAR® certified. Lamps without a ★ are not ENERGY STAR® certified.

UL 1993 Environmental Requirements for LED LAMPS

Location, damp - Exterior or interior location that is normally or periodically subject to condensation of moisture in, on, or adjacent to, electrical equipment, and includes partially protected locations.

Location, dry - Location not normally subject to dampness, may include a location subject to temporary dampness, i.e., building under construction, provided ventilation is adequate to prevent an accumulation of moisture.

Location, wet - Location in which water or other liquid can drip, splash, or flow on or against electrical equipment.

Notes: 1) Product descriptions ending in "/TP" indicate a carded blister or clamshell package nested in a tray for shelf display. Cards also designed for hook display.

2) LED A19 Locking device works on PC: 85791, 85792, 89898, 62182, 89899 and 89900

Get more information at
GELighting.com/ThinkLED

LED replacement tubes

Integrated Plastic Tubes - Type A

Type	Base Type	Watts	Order Code	Description	Volts	Case Qty**	MOL (In)	Lumens Initial	Initial Color Temp	CRI	Wattage Replacement	*Rated Life L70 (Hrs)	DLC	UL	#Location Rating	Additional Information
Integrated 4ft LED Plastic Tubes (operates on Instant Start or Program Start Ballast)																
T8	G13	18	31550	LED18ET8/4/830	25	48	2200	3000K	80+		50,000	Yes	Yes	Damp	Dimmability Requires PRS Ballast	
	G13	18	93133	LED18ET8/4/835	25	48	2200	3500K	80+		50,000	Yes	Yes	Damp	Dimmability Requires PRS Ballast	
	G13	18	93135	LED18ET8/4/840	25	48	2200	4000K	80+		50,000	Yes	Yes	Damp	Dimmability Requires PRS Ballast	
	G13	18	93140	LED18ET8/4/850	25	48	2200	5000K	80+		50,000	Yes	Yes	Damp	Dimmability Requires PRS Ballast	
Integrated 3ft LED Plastic Tubes (operates on Instant Start or Program Start Ballast)																
G13	12	31554	LED12ET8/3/830	25	36	1350	3000K	80+			50,000	-	Yes	Damp	Dimmability Requires PRS Ballast	
	12	26544	LED12ET8/3/835	25	36	1400	3500K	80+			50,000	-	Yes	Damp	Dimmability Requires PRS Ballast	
	12	26625	LED12ET8/3/840	25	36	1400	4000K	80+			50,000	-	Yes	Damp	Dimmability Requires PRS Ballast	
	12	26627	LED12ET8/3/850	25	36	1500	5000K	80+			50,000	-	Yes	Damp	Dimmability Requires PRS Ballast	
Integrated 2ft LED Plastic Tubes (operates on Instant Start or Program Start Ballast)																
G13	9	31557	LED9ET8/2/830	25	24	1100	3000K	80+			50,000	Yes	Yes	Damp	Dimmability Requires PRS Ballast	
	9	26635	LED9ET8/2/835	25	24	1100	3500K	80+			50,000	Yes	Yes	Damp	Dimmability Requires PRS Ballast	
	9	26648	LED9ET8/2/840	25	24	1100	4000K	80+			50,000	Yes	Yes	Damp	Dimmability Requires PRS Ballast	
	9	26676	LED9ET8/2/850	25	24	1100	5000K	80+			50,000	Yes	Yes	Damp	Dimmability Requires PRS Ballast	

Integrated Glass Tubes - Type A

Type	Base Type	Watts	Order Code	Description	Volts	Case Qty**	MOL (In)	Lumens Initial	Initial Color Temp	CRI	Wattage Replacement	*Rated Life L70 (Hrs)	DLC	UL	#Location Rating	Additional Information
Integrated 4 ft LED Glass Tubes (Type A)																
T8	G13	18	35767	LED18ET8/G/4/830	20	48	2200	3000K	80+		50,000	Yes	Yes	Damp	Instant or PRS Ballast	
	G13	18	35768	LED18ET8/G/4/835	20	48	2200	3500K	80+		50,000	Yes	Yes	Damp	Instant or PRS Ballast	
	G13	18	35769	LED18ET8/G/4/840	20	48	2200	4000K	80+		50,000	Yes	Yes	Damp	Instant or PRS Ballast	
	G13	18	35772	LED18ET8/G/4/850	20	48	2200	5000K	80+		50,000	Yes	Yes	Damp	Instant or PRS Ballast	
	G13	18	35773	LED18ET8/G/4/865	20	48	2200	6500K	80+		50,000	Yes	Yes	Damp	Instant or PRS Ballast	
	G13	15	35790	LED15ET8/G/4/830	20	48	1800	3000K	80+		50,000	Yes	Yes	Damp	Instant or PRS Ballast	
	G13	15	35791	LED15ET8/G/4/835	20	48	1800	3500K	80+		50,000	Yes	Yes	Damp	Instant or PRS Ballast	
	G13	15	35793	LED15ET8/G/4/840	20	48	1800	4000K	80+		50,000	Yes	Yes	Damp	Instant or PRS Ballast	
	G13	15	35797	LED15ET8/G/4/850	20	48	1800	5000K	80+		50,000	Yes	Yes	Damp	Instant or PRS Ballast	
	G13	15	35798	LED15ET8/G/4/865	20	48	1800	6500K	80+		50,000	Yes	Yes	Damp	Instant or PRS Ballast	
Integrated 3 ft LED Glass Tubes (Type A)																
G13	11	35783	LED11ET8/G/3/830	20	36	1350	3000K	80+			50,000	-	Yes	Damp	Instant or PRS Ballast	
	11	35784	LED11ET8/G/3/835	20	36	1400	3500K	80+			50,000	-	Yes	Damp	Instant or PRS Ballast	
	11	35788	LED11ET8/G/3/840	20	36	1400	4000K	80+			50,000	-	Yes	Damp	Instant or PRS Ballast	
	11	35789	LED11ET8/G/3/850	20	36	1500	5000K	80+			50,000	-	Yes	Damp	Instant or PRS Ballast	
Integrated 2 ft LED Glass Tubes (Type A)																
G13	8	35775	LED8ET8/G/2/830	20	24	1100	3000K	80+			50,000	Yes	Yes	Damp	Instant or PRS Ballast	
	8	35776	LED8ET8/G/2/835	20	24	1100	3500K	80+			50,000	Yes	Yes	Damp	Instant or PRS Ballast	
	8	35778	LED8ET8/G/2/840	20	24	1100	4000K	80+			50,000	Yes	Yes	Damp	Instant or PRS Ballast	
	8	35779	LED8ET8/G/2/850	20	24	1100	5000K	80+			50,000	Yes	Yes	Damp	Instant or PRS Ballast	

Updated / New Product

Information provided is subject to change without notice. Please verify all details with GE. All values are design or typical values when measured under laboratory conditions, and GE makes no warranty or guarantee, expressed or implied, that such performance will be obtained under end-use conditions.

* The life rating is based on the hours of operation the lamp will provide before reaching 70% of its original rating (L70)
 ** Minimum order quantity = 6

UL 1993 Environmental Requirements for LED LAMPS
 Location, damp - Exterior or interior location that is normally or periodically subject to condensation of moisture in, on, or adjacent to, electrical equipment, and includes partially protected locations.

Location, dry - Location not normally subject to dampness, may include a location subject to temporary dampness, i.e., building under construction, provided ventilation is adequate to prevent an accumulation of moisture.

Location, wet - Location in which water or other liquid can drip, splash, or flow on or against electrical equipment.

Notes: 1) Product descriptions ending in "/TP" indicate a carded blister or clamshell package nested in a tray for shelf display. Cards also designed for hook display.
 2) LED A19 Locking device works on PC: 85791, 85792, 89898, 62182, 89899 and 89900

Get more information at
GELighting.com/ThinkLED

LED replacement tubes

Remote, Glass and Refit Tubes - Type C

Type	Base Type	Watts	Order Code	Description	Volts	Case Qty**	MOL (In)	Lumens Initial	Initial Color Temp	CRI	Wattage Replacement	*Rated Life L70 (Hrs)	DLC	UL	#Location Rating	Additional Information
Remote 4 ft LED Tubes (Operates on Remote Driver)																
T8	G13	18	94381	LED21T8/4/835	10	48	2100	3500K	80+			50,000	Yes	Yes	Damp	Requires Driver
	G13	18	94382	LED21T8/4/840	10	48	2100	4000K	80+			50,000	Yes	Yes	Damp	Requires Driver
	G13	18	94383	LED21T8/4/850	10	48	2200	5000K	80+			50,000	Yes	Yes	Damp	Requires Driver
	G13	18	26059	LED21T8/4/865	10	48	2200	6500K	80+			50,000	Yes	Yes	Damp	Requires Driver
	G13	13	38954	LED15T8/4/830	10	48	1800	3000K	80+			50,000	Yes	Yes	Damp	Requires Driver
	G13	13	38957	LED15T8/4/835	10	48	1800	3500K	80+			50,000	Yes	Yes	Damp	Requires Driver
	G13	13	38958	LED15T8/4/840	10	48	1800	4000K	80+			50,000	Yes	Yes	Damp	Requires Driver
	G13	13	38962	LED15T8/4/850	10	48	1800	5000K	80+			50,000	Yes	Yes	Damp	Requires Driver
G13	13	38964	LED15T8/4/865	10	48	1800	6500K	80+			50,000	Yes	Yes	Damp	Requires Driver	
Remote 3 ft LED Tubes (Operates on Remote Driver)																
	G13	16	82343	LED18T8/3/835	10	36	1800	3500K	80+			50,000	-	Yes	Damp	Requires Driver
	G13	16	82345	LED18T8/3/840	10	36	1800	4000K	80+			50,000	-	Yes	Damp	Requires Driver
	G13	16	82346	LED18T8/3/850	10	36	1800	5000K	80+			50,000	-	Yes	Damp	Requires Driver
Remote 2 ft LED Tubes (Operates on Remote Driver)																
	G13	8	65706	LED9T8/2/835	20	24	1000	3500K	80+			50,000	Yes	Yes	Damp	Requires Driver
	G13	8	65707	LED9T8/2/840	20	24	1100	4000K	80+			50,000	Yes	Yes	Damp	Requires Driver
	G13	8	65711	LED9T8/2/850	20	24	1100	5000K	80+			50,000	Yes	Yes	Damp	Requires Driver
	G13	8	92997	LED9T8/2/865	20	24	1000	6500K	80+			50,000	-	Yes	Damp	Requires Driver
Remote LED U Tubes (Operates on Remote Driver)																
	G13	12	28084	LED14T8/U/835	15	22.5	1700	3500K	80+			50,000	-	Yes	Damp	Requires Driver
	G13	12	28164	LED14T8/U/840	15	22.5	1700	4000K	80+			50,000	-	Yes	Damp	Requires Driver
Remote Glass Tubes (Operates on Remote Driver)																
T8	G13	18	62428	LED21T8/G/4/835	10	48	2200	3500K	80+			50,000	Yes	Yes	Damp	Requires Driver
	G13	18	62485	LED21T8/G/4/840	10	48	2200	4000K	80+			50,000	Yes	Yes	Damp	Requires Driver
	G13	18	62487	LED21T8/G/4/850	10	48	2300	5000K	80+			50,000	Yes	Yes	Damp	Requires Driver
	G13	18	62406	LED21T8/G/4/835HL	10	48	2750	3500K	80+			50,000	Yes	Yes	Damp	Requires Driver
	G13	18	62407	LED21T8/G/4/840HL	10	48	2800	4000K	80+			50,000	Yes	Yes	Damp	Requires Driver
	G13	18	62408	LED21T8/G/4/850HL	10	48	2800	5000K	80+			50,000	Yes	Yes	Damp	Requires Driver
Remote Glass U6 Tubes (Operates on Remote Driver)																
	G13	13	43131	LED15T8/G/U6/830	12	22.5	1700	3000K	80+			50,000	-	Yes	Damp	Requires Driver
	G13	13	43135	LED15T8/G/U6/835	12	22.5	1800	3500K	80+			50,000	-	Yes	Damp	Requires Driver
	G13	13	43143	LED15T8/G/U6/840	12	22.5	1800	4000K	80+			50,000	-	Yes	Damp	Requires Driver
	G13	13	43145	LED15T8/G/U6/850	12	22.5	1800	5000K	80+			50,000	-	Yes	Damp	Requires Driver

Updated / New Product

Information provided is subject to change without notice. Please verify all details with GE. All values are design or typical values when measured under laboratory conditions, and GE makes no warranty or guarantee, expressed or implied, that such performance will be obtained under end-use conditions.

* The life rating is based on the hours of operation the lamp will provide before reaching 70% of its original rating (L70)

** Minimum order quantity = 6

★ ENERGY STAR® status: ENERGY STAR® certified. Lamps without a ★ are not ENERGY STAR® certified.

UL 1993 Environmental Requirements for LED LAMPS

Location, damp - Exterior or interior location that is normally or periodically subject to condensation of moisture in, on, or adjacent to, electrical equipment, and includes partially protected locations.

Location, dry - Location not normally subject to dampness, may include a location subject to temporary dampness, i.e., building under construction, provided ventilation is adequate to prevent an accumulation of moisture.

Location, wet - Location in which water or other liquid can drip, splash, or flow on or against electrical equipment.

Notes: 1) Product descriptions ending in "/7TP" indicate a carded blister or clamshell package nested in a tray for shelf display. Cards also designed for hook display. 2) LED A19 Locking device works on PC: 85791, 85792, 89898, 62182, 89899 and 89900

Get more information at
GELighting.com/ThinkLED

LED replacement lamps

Remote Drivers

Type	Base Type	Watts	Order Code	Description	Volts	Case Qty**	Output Current (A)	Frequency	Eff	Output	Output Voltage	Temp (Min)	Temp (Max)	Dimmable	Additional Information
Lightech Drivers - Non-Dimming															
	18	93100	LED9T8/DR/UN/2L	120-277V	10	0.27x2	50/60 Hz	>.9	DC	27-33V	-4 F	104 F	-	Maximum 2 Tubes (non potted)	
	30	38970	LED15T8/DR/UN/2L	120-277V	10	.44x2	50/60 Hz	>.9	DC	27-33V	-4 F	105 F	-	Maximum 2 Tube	
	36	82347	LED18T8/DR/UN/2L	120-277V	10	0.35	50/60 Hz	>.9	DC	27-33V	-4 F	104 F	-	Maximum 2 Tube (non potted)	
	21	94384	LED21T8/DR/1L	120-277V	10	0.62	50/60 Hz	>.9	DC	27-33V	-4 F	104 F	-	Maximum 1 Tube	
	42	94385	LED21T8/DR/2L	120-277V	10	0.62x2	50/60 Hz	>.9	DC	27-33V	-4 F	104 F	-	Maximum 2 Tube	
Lightech Drivers - Dimming															
	42	28174	LED14/DR/D3L	120-277V	10	0.43x3	50/60 Hz	>.9	DC	27-33V	-4 F	104 F	Yes	Maximum 3 Tube	
	30	38974	LED15T8/DR/D2L	120-277V	10	.44x2	50/60 Hz	>.9	DC	27-33V	-4 F	106 F	Yes	Maximum 2 Tube	
	60	38975	LED15T8/DR/D4L	120-277V	10	.44x4	50/60 Hz	>.9	DC	27-33V	-4 F	107 F	Yes	Maximum 4 Tube	
	36	88141	LED18T8/DR/D2L	120-277V	10	0.53x2	50/60 Hz	>.9	DC	27-33V	-4 F	104 F	Yes	Maximum 2 Tube	
	72	88139	LED18T8/DR/D4L	120-277V	10	0.53x4	50/60 Hz	>.9	DC	27-33V	-4 F	104 F	Yes	Maximum 4 Tube	
	42	60041	LED21T8/DR/D2L	120-277V	10	0.62x2	50/60 Hz	>.9	DC	27-33V	-4 F	104 F	Yes	Maximum 2 Tube	
	84	62030	LED21T8/DR/D4L	120-277V	10	0.62x4	50/60 Hz	>.9	DC	27-33V	-4 F	104 F	Yes	Maximum 4 Tube	
	45	34016	LED21T8/DR/VLC2L	120-277V	10	0.62x4	50/60 Hz	>.9	DC	27-33V	-4 F	104 F	-	Maximum 2 Tube	

Updated / New Product

Information provided is subject to change without notice. Please verify all details with GE. All values are design or typical values when measured under laboratory conditions, and GE makes no warranty or guarantee, expressed or implied, that such performance will be obtained under end-use conditions.

* The life rating is based on the hours of operation the lamp will provide before reaching 70% of its original rating (L70)

** Minimum order quantity = 6

★ ENERGY STAR® status: ENERGY STAR® certified. Lamps without a ★ are not ENERGY STAR® certified.

UL 1993 Environmental Requirements for LED LAMPS

Location, damp - Exterior or interior location that is normally or periodically subject to condensation of moisture in, on, or adjacent to, electrical equipment, and includes partially protected locations.

Location, dry - Location not normally subject to dampness, may include a location subject to temporary dampness, i.e., building under construction, provided ventilation is adequate to prevent an accumulation of moisture.

Location, wet - Location in which water or other liquid can drip, splash, or flow on or against electrical equipment.

Notes: 1) Product descriptions ending in "/TP" indicate a carded blister or clamshell package nested in a tray for shelf display. Cards also designed for hook display.
2) LED A19 Locking device works on PC: 85791, 85792, 89898, 62182, 89899 and 89900

Get more information at
GELighting.com/ThinkLED

Awaken like never before the moment you turn on GE's LED replacement lamp.

Light influences people's emotions, how they view their space and their world, and how they start and end their day. GE understands this and wants to help transform your stores, buildings or facilities, while ensuring your upfront investment is paid back as quickly as possible.

If you're inspired to enhance your space — with substantial savings — call your GE Lighting representative.

To experience what we've done for our existing customers, see case studies, videos and image galleries at gelighting.com/ThinkLED



Product is compliant with material restriction requirements of RoHS

ENERGY STAR® is a registered U.S. mark



www.gelighting.com

GE and the GE Monogram are trademarks of the General Electric Company. All other trademarks are the property of their respective owners. Information provided is subject to change without notice. All values are design or typical values when measured under laboratory conditions. GE Lighting and GE Lighting Solutions, LLC are businesses of the General Electric Company. © 2016 GE.

78945 (Rev 3/10/2016)