


Catalog # :

Project :

Prepared By :

Date :



SFP24 Edge-lit LED Panel

The ultra-thin, edge-lit LED panel (SFP24) series is designed to deliver general ambient lighting in a variety of indoor settings, including schools, offices, hospitals and stores, and is the perfect choice for both new construction and retrofits. This high efficacy luminaire provides long-life and uniform illumination, as well as standard 0-10v dimming capability.

Features & Specifications

Optical System

- Laser etched PMMA Light Guide Plate for uniform lighting
- Smooth patterned impact-resistant white diffuse lens provides high visual comfort.
- Utilizes edge-lit technology, provides full diffusion with excellent uniformity.
- 120° beam angle provides high vertical illumination.
- Available in 5000K, 4000K and 3500K color temperatures.
- Minimum CRI of 80.

Electrical

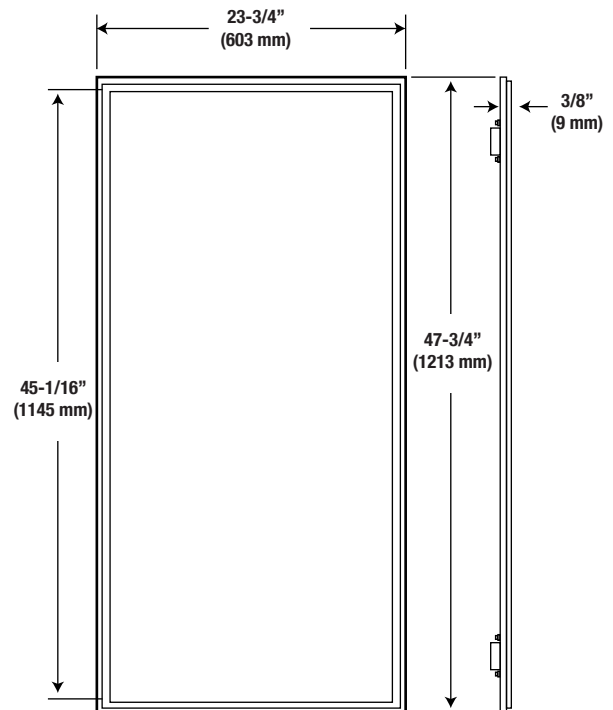
- High-performance driver features over-voltage, under voltage, short-circuit and over temperature protection.
- 0-10 volt dimming (10% - 100%) standard.
- Standard Universal Voltage (120-277 Vac) Input 50/60 Hz.
- L70 Calculated Life: >50k Hours
- Total harmonic distortion: <20%
- Operating temperature: -25°C to +45°C (-13°F to +113°F)
- Power factor: >.90
- Input power stays constant over life.
- Optional 120v-277v integral emergency battery pack is available to meet critical life-safety lighting requirements. The 90-minute batteries provide constant power to the LED system, ensuring code compliance. A test switch/indicator button is installed in the housing for ease of maintenance. Consult factory for availability.

Construction

- Rigid frame is die-formed code gauge steel and aluminum for consistency and strength.
- Mounting pan comes equipped with integral NEC compliant earthquake clips.
- Ultra-slim < 2" luminaire height and lightweight design effectively target a broad range of plenum/wall spaces and allow for easy installations.



Product Dimensions



SFP24

Edge-lit LED Panel

Features & Specifications (Cont.)

- Luminaire is painted after fabrication following treatment with phosphate rust inhibitor. Finish coating of housing reflecting surfaces is with high-reflectance white (minimum 92%) polyester powder.
- Shipping weight: 16.5 lbs in carton.

Installation

- Luminaire installs by lifting it through grid ceiling and resting it on the T-bars.
- Luminaire installs onto standard 15/16" and narrow 9/16" T-grid ceiling systems.
- An accessory flange kit is available for installing into drywall or plaster.
- Optional surface mount or suspended 4 point aircraft cable mount is available via accessory kits.

Warranty

- LSI LED Fixtures carry a 5-year warranty.
- 1 Year warranty on optional Battery Back Up. Test regularly in accordance with local codes.

Listing

- Listed to UL 1598 and UL 8750.
- RoHS Compliant.
- DesignLights Consortium® (DLC) qualified product. Not all versions of this product may be DLC qualified. Please check the DLC Qualified Products List at www.designlights.org/QPL to confirm which versions are qualified.
- Lighting Facts Approved.
- Suitable For Damp Locations.
- IC Rated

Performance

DELIVERED LUMENS						
3500K		4000K		5000K		Wattage
Delivered Lumens	LPW	Delivered Lumens	LPW	Delivered Lumens	LPW	
5,052	101	5,000	100	5,338	107	50

*LED Chips are frequently updated therefore values may increase.

ELECTRICAL DATA			
120V	208V	240V	277V
0.42A	0.24A	0.21A	0.18A

*Electrical data at 25C (77F). Actual wattage may differ by +/-10%.



SFP24 Edge-lit LED Panel

Luminaire Ordering Guide

TYPICAL ORDER EXAMPLE: **SFP24 LED 50 UE DIM 40**


Family/Size	LED Gen	Lumen Package	Voltage	Driver	Color Temperature	Options	Packaging
SFP24 - (2x4)	LED	50 - 5000 Lumens	UE - Universal Voltage (120-277V)	DIM - Dims to 10% (0-10v dimming)	35 - 3500K 40 - 4000K 50 - 5000K	EM - 10 Watt Emergency Battery Backup ¹ JB - Junctions Box Extender FC15D - 6' 3/8" (5) #18 Leads (for use in dimming applications) Blank - None	U - Single Pack JP - Job Pack

Note:
1 - Consult factory for availability.

Accessory Ordering Information (Accessories are field installed)

Description	Order Number
Surface-Mount kit	650327
Suspension-Mount kit	650324
Replacement Driver 40W	650331
Flange Kit 2x4	FK24


Frame Kits for Surface Mount Panels

Item	Part No. & Specification
	Part: SFPSMK24 For 23.74" X 47.76" panel surface mounted Dimension: 24.02" x 48.03" x 2.17" White color finished

Approved Dimming Controls Maximum of eight fixtures allowed per dimming circuit.

Manufacturer	Product	Model	Order Number
LSI	0-10V Dimmer	DS10	596066
LSI	Wall Switch Sensor with 0-10V Dimmer	WS10-OS	632700WHT

Hanging Steel Wire for Panels

Item	Part No. & Specification
	Part: SFPACK6 1 set with 6pcs 1.5m steel wire, 6pcs wire lock, 6pcs plastic nails, 6pcs screw Use for 1x4 and 2x4 rectangle panel hanging installation



SFP24

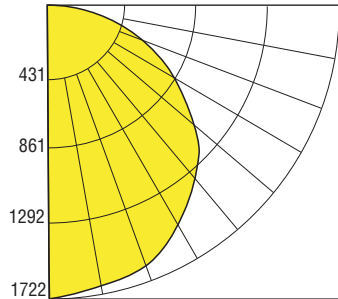
Edge-lit LED Panel

Photometry

Luminaire photometry has been conducted by a NVLAP accredited testing laboratory in accordance with IESNA LM-79-08. As specified by IESNA LM-79-08 the entire luminaire is tested as the source resulting in a luminaire efficiency of 100%.

See <http://www.lsi-industries.com/products/led-lighting-solutions.aspx> for detailed photometric data

SFP24



ZONAL LUMEN SUMMARY		
ZONE	LUMENS	% OF LUMINAIRE
0-20	621.06	12.40
0-30	1323.09	26.50
0-40	2171.71	43.40
0-60	3867.69	77.30
0-80	4872.51	97.40
0-90	4999.51	100.00
10-90	4838.45	96.80
20-40	1550.65	31.00
20-50	2438.83	48.80
40-70	2320.1	46.40
60-80	1004.82	20.10
70-80	380.70	7.60
80-90	127.00	2.50
90-180	0.98	0.00
0-180	5000.49	100.00

